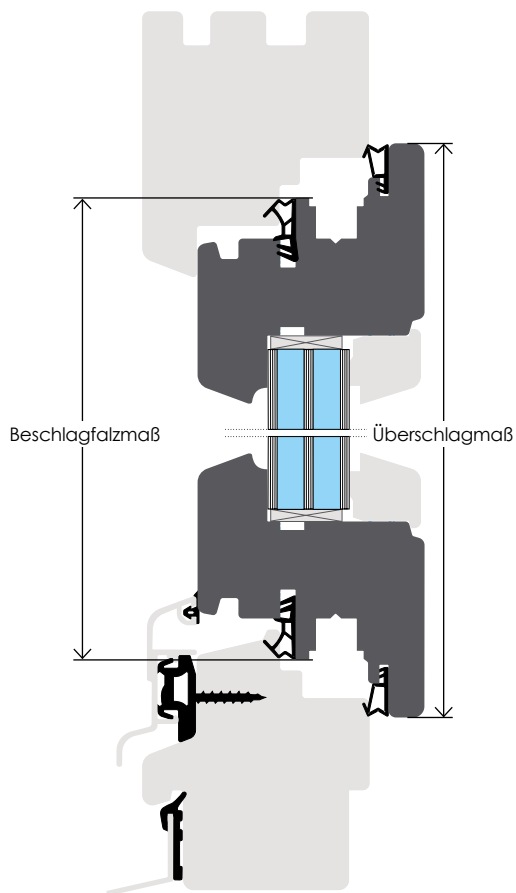


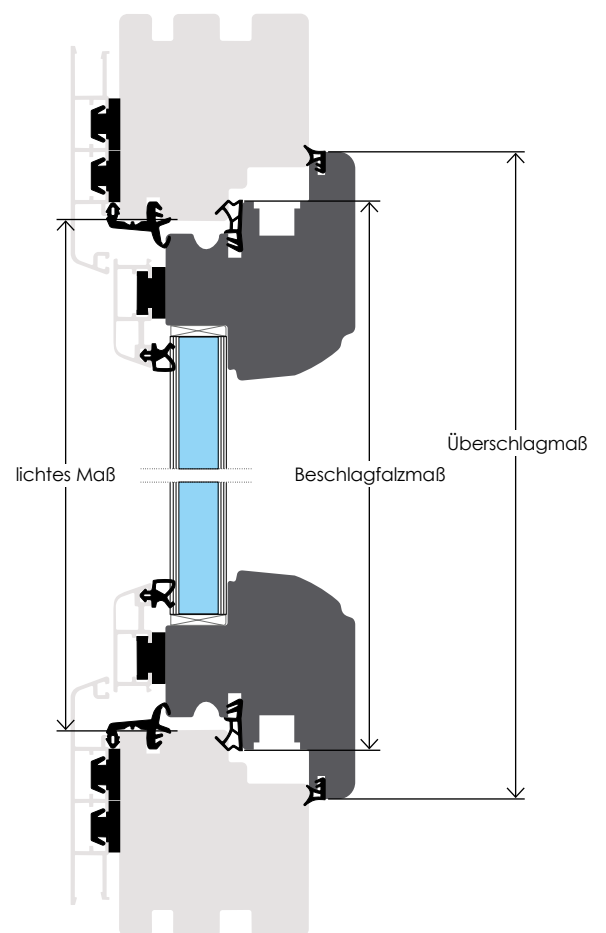
PRINZIPZEICHNUNGEN FÜR BEZUGSMAßE




Messpunkte im Fensterflügel, Holzfenster



Messpunkte im Blendrahmen



Messpunkte bei Mitteldichtungen



ORDER PAD FRAMES AND CORNERS



GfA-Dichtungen GmbH
Hauptstraße 62-66
DE-21439 Marxen

info@gfa-dichtungen.de

X Please mark with a cross, fill in the form and send it to us by e-mail or post.

INQUIRY

ORDER

<div style="border: 1px solid black; padding: 5px;">1</div>		Contact person:
Sender/company stamp		Customer no.:
E-Mail:		Date:
Phone:		Signature:

<div style="border: 1px solid black; padding: 5px;">2</div> Seal type:	<div style="border: 1px solid black; padding: 5px;">2a</div>
<div style="border: 1px solid black; padding: 5px;">3</div> Colour:	<div style="border: 1px solid black; padding: 5px;">Stamp impression:</div>

<input type="checkbox"/>			<input type="checkbox"/>			<input type="checkbox"/>		
Seals in the window sash/wood			Seals in the window frame/wood			Centre seal in system window		
4			6					
5			For wooden windows please tick the frame type					
piece	width (mm)	height (mm)						
			<input type="checkbox"/>	<input type="checkbox"/>	<input type="checkbox"/>			
			<input type="checkbox"/>	<input type="checkbox"/>	<input type="checkbox"/>			
			<input type="checkbox"/>	<input type="checkbox"/>	<input type="checkbox"/>			
			<input type="checkbox"/>	<input type="checkbox"/>	<input type="checkbox"/>			
			<input type="checkbox"/>	<input type="checkbox"/>	<input type="checkbox"/>			
			<input type="checkbox"/>	<input type="checkbox"/>	<input type="checkbox"/>			
			<input type="checkbox"/>	<input type="checkbox"/>	<input type="checkbox"/>			
			<input type="checkbox"/>	<input type="checkbox"/>	<input type="checkbox"/>			
			<input type="checkbox"/>	<input type="checkbox"/>	<input type="checkbox"/>			
			<input type="checkbox"/>	<input type="checkbox"/>	<input type="checkbox"/>			
			<input type="checkbox"/>	<input type="checkbox"/>	<input type="checkbox"/>			
			<input type="checkbox"/>	<input type="checkbox"/>	<input type="checkbox"/>			

INSTRUCTIONS

You can quickly and easily order fully welded sealing frames for wooden windows and doors as well as centre seals for aluminium, wood, PVC and steel system windows.

Insert your company stamp/sender in **field 1**, stating a contact person for any queries. Please include your customer number.

Enter your seal type in **field 2**. If you do not know the exact type, there are two options:
- Make a stamp impression of your required seal in field 2a or
- Send us your sample for identification.

Enter your desired colour in **field 3**.

Tick the frame type in **field 4**.
* Principle drawings for reference dimensions on the back

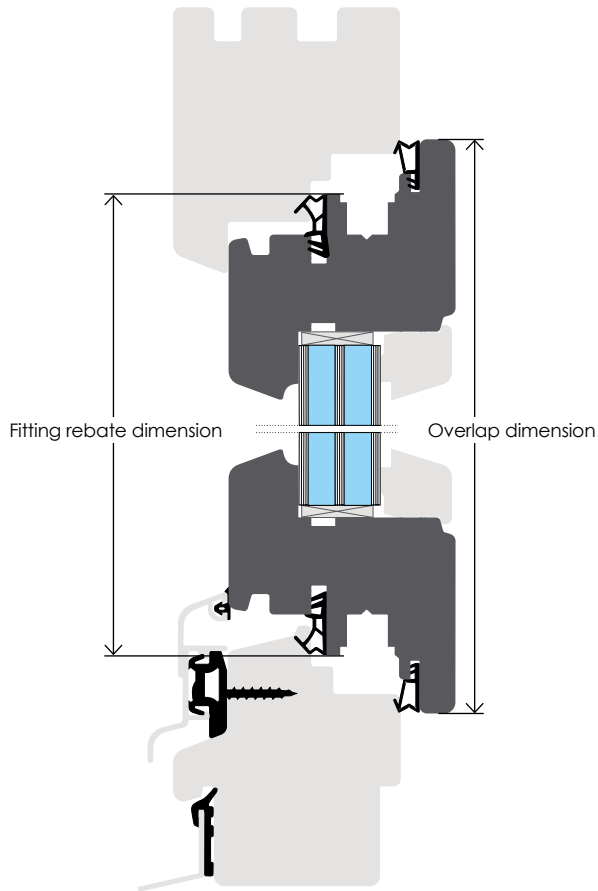
Enter your positions in **field 5** with number, dimensions in width and height.

For wooden window seals, also tick the frame type in field 6 (3-sided or 4-sided).

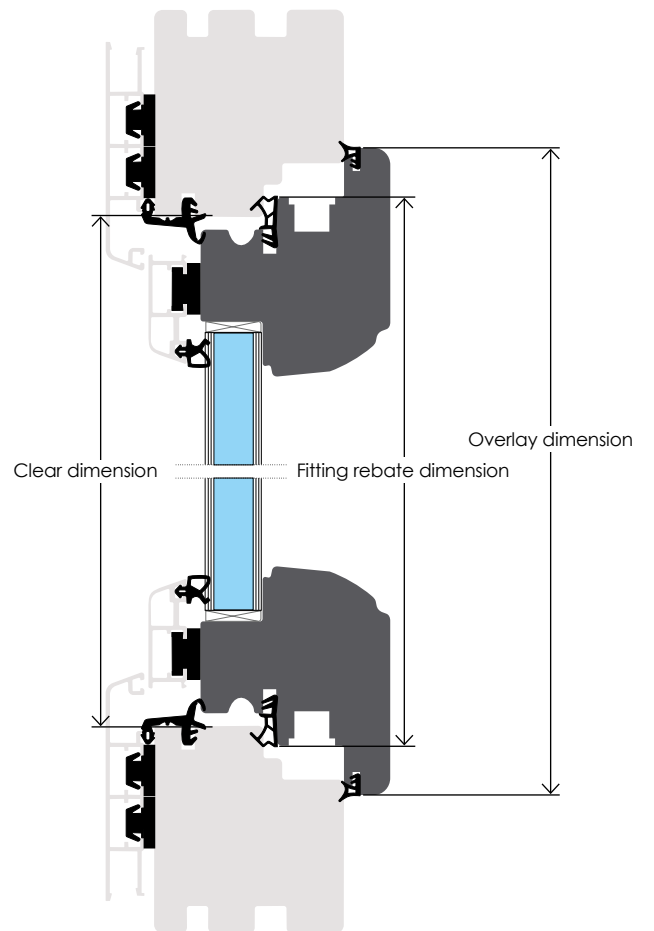
PRINCIPLE DRAWING FOR REFERENCE DIMENSIONS



Measuring points in the window sash, wooden window



Measuring points in the frame



Measuring points for centre seals

